

2026 Waverley Invite





Meet Results - Level 8 Division 1

May 10, 2026

Women / 8D1 / All Ages

Session: 1B

Judge's Signatures

Rank	Num	Name	Gym					AA
1	813	Celine Wawolangi	WAV	D/E: 4.2 / 8.600 ND: -0.1 Final: 12.700 Place: 3	3.1 / 8.450 Final: 11.550 Place: 9	4.0 / 7.950 Final: 11.950 Place: 1	4.5 / 8.600 Final: 13.100 Place: 1	49.300 1
2	810	Elisha Spiteri	NID	D/E: 4.2 / 8.900 ND: - Final: 13.100 Place: 1	3.8 / 8.850 Final: 12.650 Place: 2	3.1 / 8.100 Final: 11.200 Place: 6	4.0 / 8.000 Final: 12.000 Place: 4	48.950 2
3	800	Emma Hale	MLC	D/E: 4.0 / 8.900 ND: - Final: 12.900 Place: 2	4.0 / 9.000 Final: 13.000 Place: 1	4.3 / 7.550 Final: 11.850 Place: 2	4.0 / 7.000 Final: 11.000 Place: 12T	48.750 3
4	801	Morgan Ferguson	MLC	D/E: 2.5 / 8.850 ND: - Final: 11.350 Place: 13	3.8 / 8.250 Final: 12.050 Place: 5	3.9 / 7.500 Final: 11.400 Place: 4	4.0 / 7.800 Final: 11.800 Place: 6	46.600 4
5	808	Bella Dominick	NID	D/E: 2.5 / 9.250 ND: - Final: 11.750 Place: 9	3.6 / 8.000 Final: 11.600 Place: 8T	2.6 / 8.000 Final: 10.600 Place: 8T	4.0 / 8.150 Final: 12.150 Place: 2	46.100 5
6T	806	Arabelle Ng	BTY	D/E: 4.0 / 8.600 ND: - Final: 12.600 Place: 4T	3.7 / 8.300 Final: 12.000 Place: 6	3.2 / 6.600 Final: 9.800 Place: 13T	4.0 / 7.650 Final: 11.650 Place: 7T	46.050 6T
6T	818	Lettie Gray	BTY	D/E: 2.5 / 8.350 ND: - Final: 10.850 Place: 18	3.2 / 8.550 Final: 11.750 Place: 7	4.1 / 7.500 Final: 11.600 Place: 3	4.0 / 7.850 Final: 11.850 Place: 5	46.050 6T
7	816	Sybella McGregor	BTY	D/E: 4.0 / 8.300 ND: - Final: 12.300 Place: 7	3.8 / 7.800 Final: 11.600 Place: 8T	3.4 / 7.300 Final: 10.700 Place: 7T	4.0 / 7.350 Final: 11.350 Place: 9	45.950 7
8	804	Chloe Hume	WYN	D/E: 4.0 / 8.200 ND: - Final: 12.200 Place: 8	3.7 / 7.800 Final: 11.500 Place: 10	4.3 / 6.250 Final: 10.550 Place: 9	4.1 / 6.950 Final: 11.050 Place: 11T	45.300 8
9	820	Lexi Wise	MLC	D/E: 2.5 / 8.800 ND: - Final: 11.300 Place: 14T	3.1 / 9.300 Final: 12.400 Place: 3	3.5 / 6.400 Final: 9.900 Place: 12T	3.8 / 7.750 Final: 11.550 Place: 8	45.150 9
10	811	Yun Wang	WAV	D/E: 2.5 / 9.200 ND: - Final: 11.700 Place: 10	3.0 / 7.600 Final: 10.600 Place: 13T	2.0 / 8.500 Final: 10.500 Place: 10	3.7 / 8.350 Final: 12.050 Place: 3	44.850 10
11	809	Harper Hurst	NID	D/E: 4.2 / 8.300 ND: - Final: 12.500 Place: 6	2.7 / 6.700 Final: 9.400 Place: 17T	3.6 / 7.700 Final: 11.300 Place: 5	3.5 / 7.500 Final: 11.000 Place: 12T	44.200 11
12	803	Halu Wong	MLC	D/E: 2.5 / 8.900 ND: - Final: 11.400 Place: 12	2.7 / 8.350 Final: 11.050 Place: 12	3.0 / 7.700 Final: 10.700 Place: 7T	3.1 / 7.850 Final: 10.950 Place: 13	44.100 12
13	802	Mimi Beuchat	MLC	D/E: 2.5 / 8.500 ND: - Final: 11.000 Place: 16	3.8 / 8.450 Final: 12.250 Place: 4	3.2 / 6.000 Final: 9.200 Place: 16	4.1 / 6.200 Final: 10.300 Place: 17	42.750 13

2026 Waverley Invite

Meet Results - Level 8 Division 1





May 10, 2026

Page: 2

Printed: 5/10/2026 5:23 PM

Women / 8D1 / All Ages

Session: 1B

Rank	Num	Name	Gym					AA
14	826	Lola Pingiaro	MYC	D/E: 4.0 / 7.300 ND: <u> </u> Final: 11.300 Place: 14T	2.2 / 7.300 <u> </u> 9.500 16	3.0 / 6.750 <u> </u> 9.750 14	4.2 / 7.450 <u> </u> 11.650 7T	42.200 14
15	822	Krista Gadsden	WYN	D/E: 4.0 / 8.550 ND: <u> </u> Final: 12.550 Place: 5	1.9 / 7.250 <u> </u> 9.150 18	4.0 / 5.800 <u> </u> 9.800 13T	4.0 / 6.550 <u> </u> 10.550 16T	42.050 15
16T	819	Kay-lee Chin	BTY	D/E: 2.5 / 9.000 ND: <u> </u> Final: 11.500 Place: 11	3.6 / 7.000 <u> </u> 10.600 13T	3.8 / 4.850 <u> </u> 8.650 17	4.0 / 7.250 <u> </u> 11.250 10	42.000 16T
16T	823	Tia How	NID	D/E: 2.5 / 8.450 ND: <u> </u> Final: 10.950 Place: 17	2.5 / 7.700 <u> </u> 10.200 15	2.7 / 7.300 <u> </u> 10.000 11	3.2 / 7.650 <u> </u> 10.850 15	42.000 16T
17	825	Lexi O'Brien	MYC	D/E: 2.5 / 7.700 ND: <u> </u> Final: 10.200 Place: 20	2.6 / 7.850 <u> </u> 10.450 14	3.1 / 7.500 <u> </u> 10.600 8T	3.7 / 6.850 <u> </u> 10.550 16T	41.800 17
18	817	Aleila Brand-Starkey	BTY	D/E: 4.2 / 8.400 ND: <u> </u> Final: 12.600 Place: 4T	3.0 / 6.400 <u> </u> 9.400 17T	3.5 / 5.950 <u> </u> 9.450 15	4.0 / 6.200 <u> </u> 10.200 18	41.650 18
19	824	Maggie Inness	NID	D/E: 2.5 / 8.550 ND: <u> </u> Final: 11.050 Place: 15	1.9 / 6.600 <u> </u> 8.500 19	3.2 / 6.700 <u> </u> 9.900 12T	3.8 / 7.250 <u> </u> 11.050 11T	40.500 19
20	815	Isla McKeown	BTY	D/E: 2.5 / 8.250 ND: <u> </u> Final: 10.750 Place: 19	3.7 / 7.500 <u> </u> 11.200 11	3.2 / 4.100 <u> </u> 7.300 18	3.9 / 7.000 <u> </u> 10.900 14	40.150 20